

PROFILI GOLA GOLA PROFILES

Profilo gola in alluminio: modello a "L", modello a "C" per cassetti, modelli verticali per colonne. Diverse anodizzazioni: spazzolato, lucido, champagne e verniciature.


Il profilo gola permette l'utilizzo di ante o cassetti senza maniglia. Opes propone non solo la versione standard di montaggio, con la riduzione dell'altezza dell'anta, ma anche un innovativo sistema che utilizza squadrette e distanziali per evitare l'intervento sull'anta.

In alternativa, disponibile anche la versione gola chiusa che richiede la fresatura dell'anta con maniglia ad incasso.

Aluminium gola profile: "L" shape, "C" shape for drawers, vertical shape for columns cabinets. Different anodizations: brushed, gloss, champagne and paintings.

The gola profile permits the door or drawer "without handle" opening. Opes proposes not only the standard fixing version, with reduction of the door of the cabinet but also an innovative fixing system using square and cylindrical spacers to avoid cutting the door.

As an alternative, the closed gola profile is also available; milling of the cabinet door with insertion of dap joint handle is required.





PROFILI GOLA


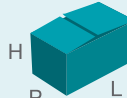
GOLA PROFILES

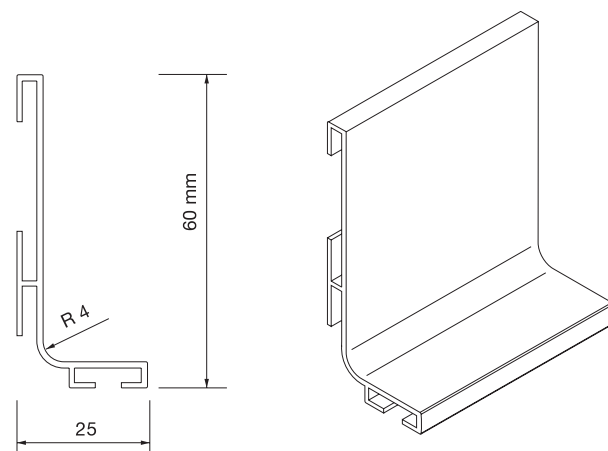
CODE
266

profilo gola a "L"
"L" gola profile



CARATTERISTICHE TECNICHE SPECIFICATIONS

codice code						
	H (mm)	L (mm)	pcs	m	kg	PxLxH (cm)
70266xxx000400	55	4000	16	64	25	22x402x17



FINITURE/COLORE FINISH/COLOURS

Per completare il codice della versione scelta sostituire "xxx" con il codice della finitura. Per le finiture disponibili vedi pag. 82.
To complete the code of the version chosen, replace "xxx" with the code of the finish. See page 82 for available finishes.

NOTE PER LA FRESATURA DEL MOBILE ADVICES FOR CABINET MILLING

Per la fresatura del mobile vedi pag. 79 For the cabinet milling see pag. 79

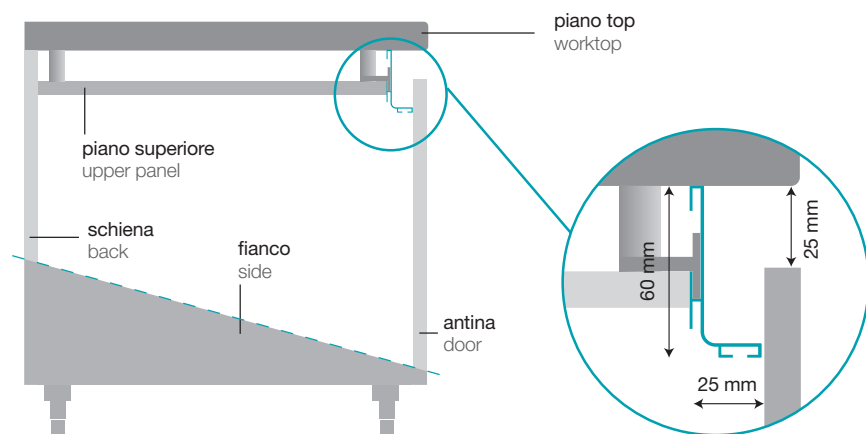
ACCESSORI IN PLASTICA PLASTIC ACCESSORIES

CODE tappo destro + tappo sinistro
351 right end cap + left end cap


CODE angolo interno 90°
354 internal joint 90°



Soluzioni di montaggio Assembly solutions

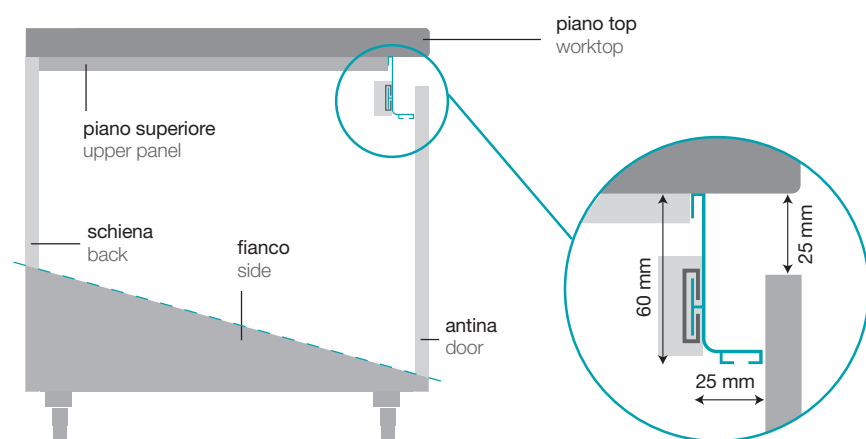


CODE 349



L'altezza del fianco e della schiena va aumentata di 25 mm.
La profondità del piano superiore va ridotta di 25 mm.

The side and back panel height to be increased by 25 mm.
The upper panel depth to be decreased by 25 mm.



CODE 346

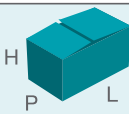


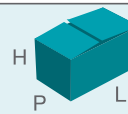
CODE 348



L'altezza delle antine va ridotta di 25 mm.
La profondità del piano superiore va ridotta di 25 mm.

The door height to be decreased by 25 mm.
The upper panel depth to be decreased by 25 mm.

codice code				
	pcs	kg	PxLxH (cm)	
70354000xxx005	1 kit 5 pcs	40	6,5	24x24x13
70351000xxx100	100+100 pcs	1,5	24x24x13	

codice code				
	pcs	kg	PxLxH (cm)	
70349000000100	100+100 pcs	2	nr.2 24x24x13	
70348000000200	200+200 pcs	2,2	nr.2 24x24x13	
70346000000200	200+200 pcs	2,2	nr.2 24x24x13	

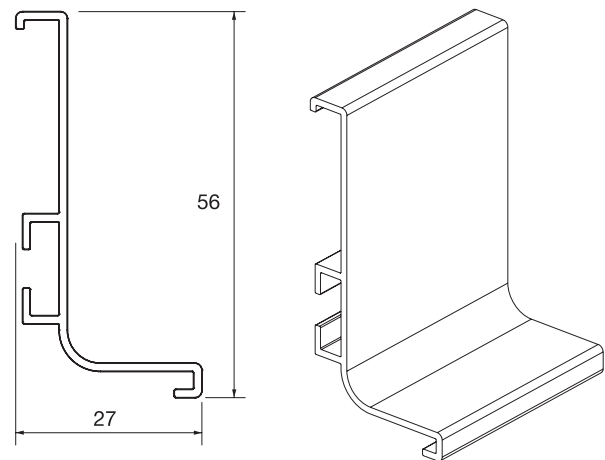
CODE
1005

profilo gola a "C"
"C" gola profile



CARATTERISTICHE TECNICHE SPECIFICATIONS

codice code						
	H (mm)	L (mm)	pcs	m	kg	PxLxH (cm)
701005xxx00410	56	4.100	16	65,6	24	22x502x17



FINITURE/COLORE FINISH/COLOURS

Per completare il codice della versione scelta sostituire "xxx" con il codice della finitura. Per le finiture disponibili vedi pag. 82.
To complete the code of the version chosen, replace "xxx" with the code of the finish. See page 82 for available finishes.

NOTE PER LA FRESATURA DEL MOBILE ADVICES FOR CABINET MILLING

Per la fresatura del mobile vedi pag. 79 For the cabinet milling see pag. 79

ACCESSORI ACCESSORIES

CODE 1015E
angolo esterno 90°, alluminio
external joint 90°, aluminium



CODE 1015I
angolo interno 90°, alluminio
internal joint 90°, aluminium




CODE 1013
tappo aperto destro + tappo aperto
sinistro, alluminio / open right end
cap + open left end cap, aluminium

CODE 1043
tappo aperto destro + tappo aperto
sinistro, plastica / open right end cap
+ open left end cap, plastic

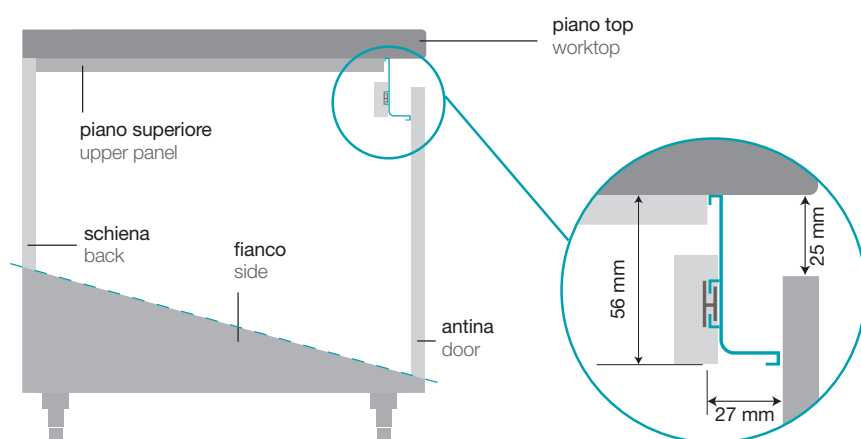


CODE 995
tappo chiuso destro + tappo chiuso
sinistro, alluminio / closed right end
cap + closed left end cap, aluminium

CODE 1044
tappo chiuso destro + tappo chiuso
sinistro, plastica / closed right end
cap + closed left end cap, plastic



Soluzioni di montaggio Assembly solutions

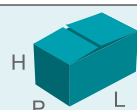


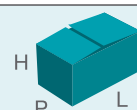
CODE 1010



L'altezza delle antine va ridotta di 25 mm.
La profondità del piano superiore va ridotta di 27 mm.

The door height to be decreased by 25 mm.
The upper panel depth to be decreased by 27 mm.

codice code			
	pcs	kg	PxLxH (cm)
701015E0xxx001	20	1	24x24x13
701015I0xxx001	20	1	24x24x13
70101300xxx001	10+10	0,5	24x24x13
70995000xxx001	10+10	2	24x24x13


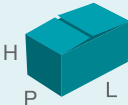
codice code			
	pcs	kg	PxLxH (cm)
70104300xxx100	100+100	1,5	24x24x13
70104400xxx100	100+100	1	24x24x13
70101000000200	200+200	4	24x24x13

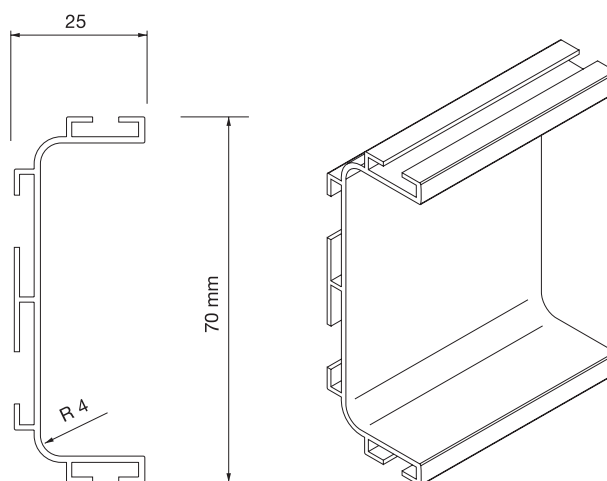
CODE
267

profilo gola a "C"
"C" gola profile



CARATTERISTICHE TECNICHE SPECIFICATIONS

codice code						
	H (mm)	L (mm)	pcs	m	kg	PxLxH (cm)
70267xxx000400	60	4.000	16	64	30	22x402x17



FINITURE/COLORE FINISH/COLOURS

Per completare il codice della versione scelta sostituire "xxx" con il codice della finitura. Per le finiture disponibili vedi pag. 82.
To complete the code of the version chosen, replace "xxx" with the code of the finish. See page 82 for available finishes.

NOTE PER LA FRESATURA DEL MOBILE ADVICES FOR CABINET MILLING

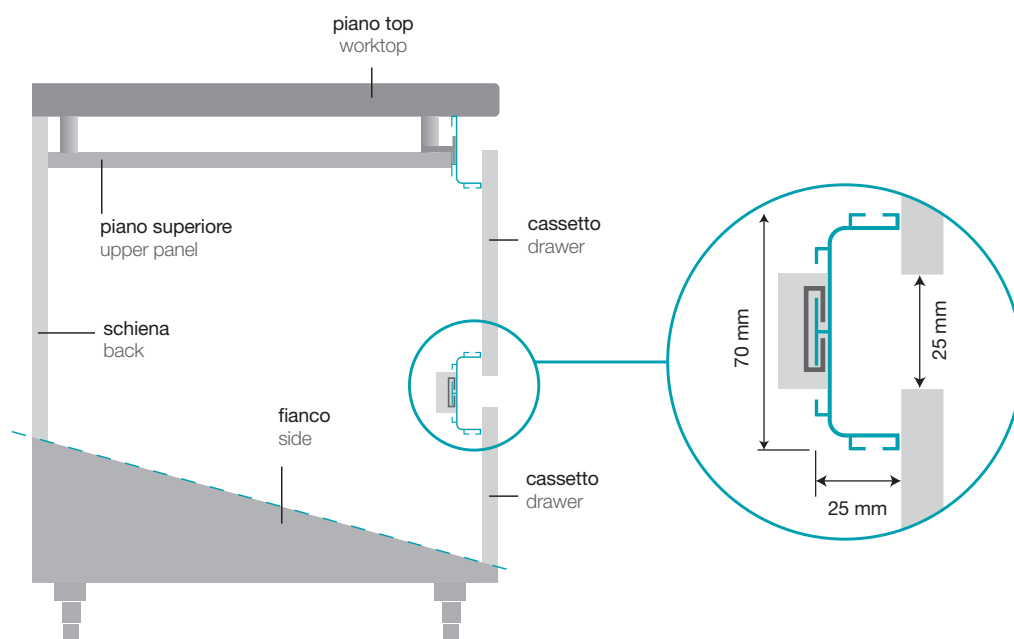
Per la fresatura del mobile vedi pag. 79 For the cabinet milling see pag. 79

ACCESSORI IN PLASTICA PLASTIC ACCESSORIES

CODE **352** tappo ambidestro
right/left end cap



Soluzioni di montaggio Assembly solutions



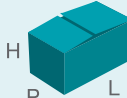
CODE **346**



CODE **348**



L'altezza del frontale del cassetto va ridotta di 25 mm.
The drawer front panel height to be decreased by 25 mm.

codice code				
	pcs	kg	PxLxH (cm)	
70352000xxx004	1 kit 4 pcs	50	1	24x24x13
70348000000200		200+200 pcs	2,2	nr.2 24x24x13
70346000000200		200+200 pcs	2,2	nr.2 24x24x13

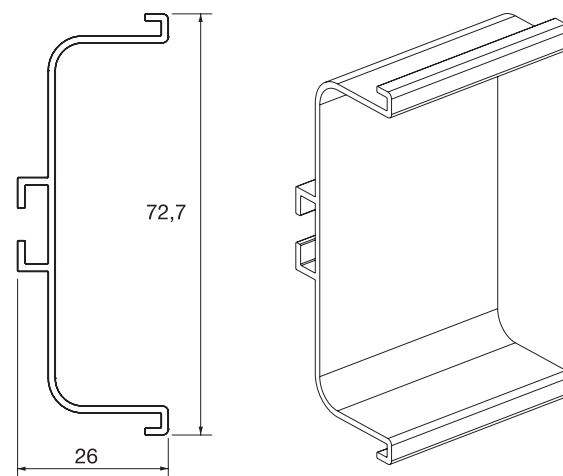
CODE
1004

profilo gola a "C"
"C" gola profile



CARATTERISTICHE TECNICHE SPECIFICATIONS

codice code						
	H (mm)	L (mm)	pcs	m	kg	PxLxH (cm)
701004xxx00410	72,7	4.100	16	65,6	30	22x502x17



FINITURE/COLORE FINISH/COLOURS

Per completare il codice della versione scelta sostituire "xxx" con il codice della finitura. Per le finiture disponibili vedi pag. 82.
To complete the code of the version chosen, replace "xxx" with the code of the finish. See page 82 for available finishes.

NOTE PER LA FRESATURA DEL MOBILE ADVICES FOR CABINET MILLING

Per la fresatura del mobile vedi pag. 79 For the cabinet milling see pag. 79


ACCESSORI ACCESSORIES

CODE tappo aperto ambidestro, alluminio
1014 open right / left end cap, aluminium

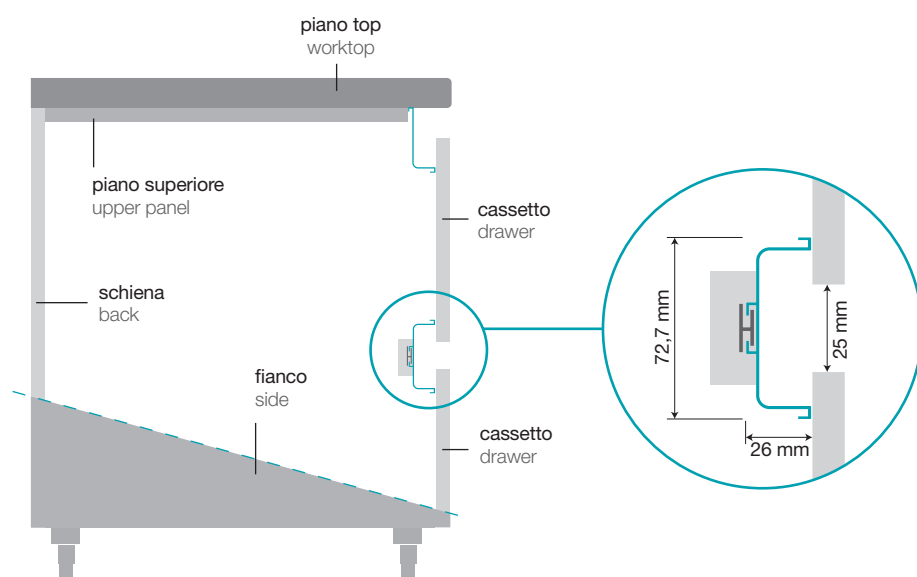
CODE tappo aperto ambidestro, plastica
1045 open right / left end cap, plastic

CODE tappo chiuso ambidestro, alluminio
996 closed right / left end cap, aluminium

CODE tappo chiuso ambidestro, plastica
1046 closed right / left end cap, plastic




Soluzioni di montaggio Assembly solutions

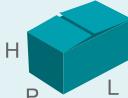


CODE 1010



L'altezza del frontale del cassetto va ridotta di 25 mm.
The drawer front panel height to be decreased by 25 mm.

codice code			
	pcs	kg	PxLxH (cm)
70101400xxx001	20	0,5	24x24x13
70104500xxx001	100	1	24x24x13
70996000xxx001	20	0,5	24x24x13


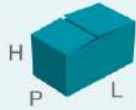
codice code			
	pcs	kg	PxLxH (cm)
70104600xxx001	100	1	24x24x13
70101000000200	200 + 200	4	24x24x13

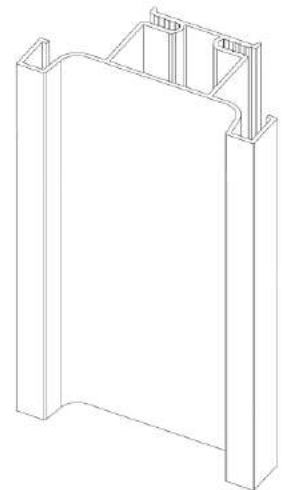
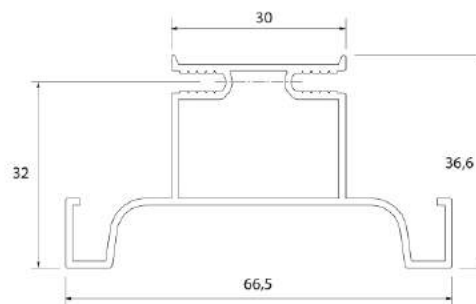
CODE
1019

gola verticale intermedia aperta
recessed vertical double grip profile



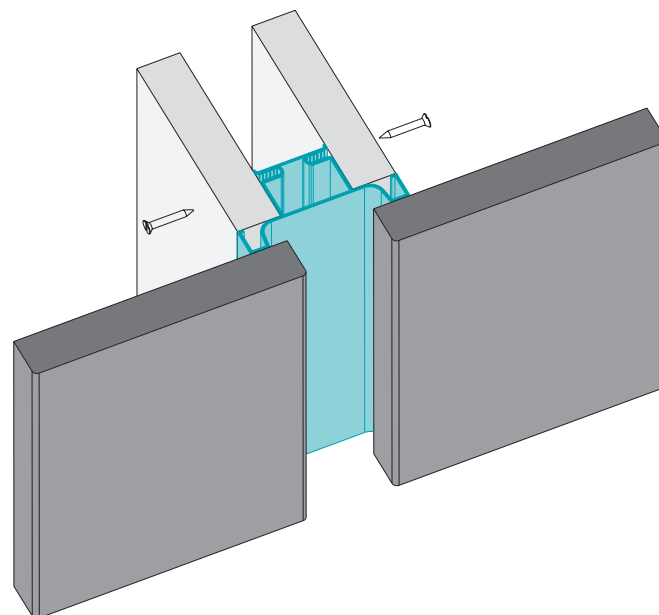
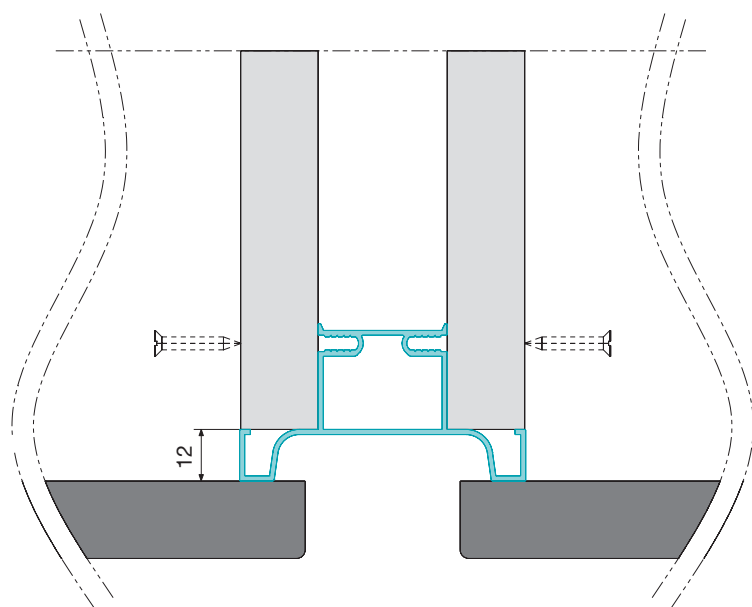
CARATTERISTICHE TECNICHE SPECIFICATIONS

codice code						
	H (mm)	L (mm)	pcs	m	kg	PxLxH (cm)
701019xxx00440	66,5	4.400	12	52,8	35	22x502x17





Soluzioni di montaggio Assembly solutions



FINITURE/COLORE FINISH/COLOURS


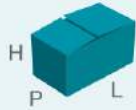
Per completare il codice della versione scelta sostituire "xxx" con il codice della finitura. Per le finiture disponibili vedi pag. 82.
To complete the code of the version chosen, replace "xxx" with the code of the finish. See page 82 for available finishes.

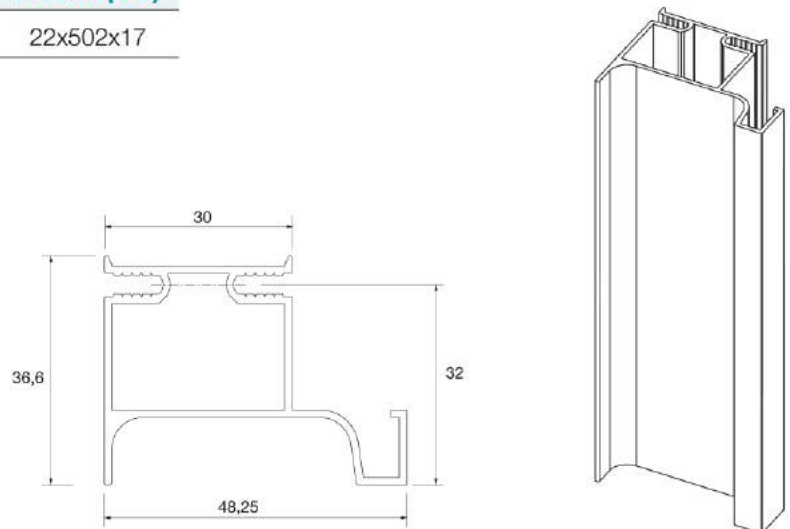
CODE
1020

gola verticale terminale aperta
recessed vertical single grip profile



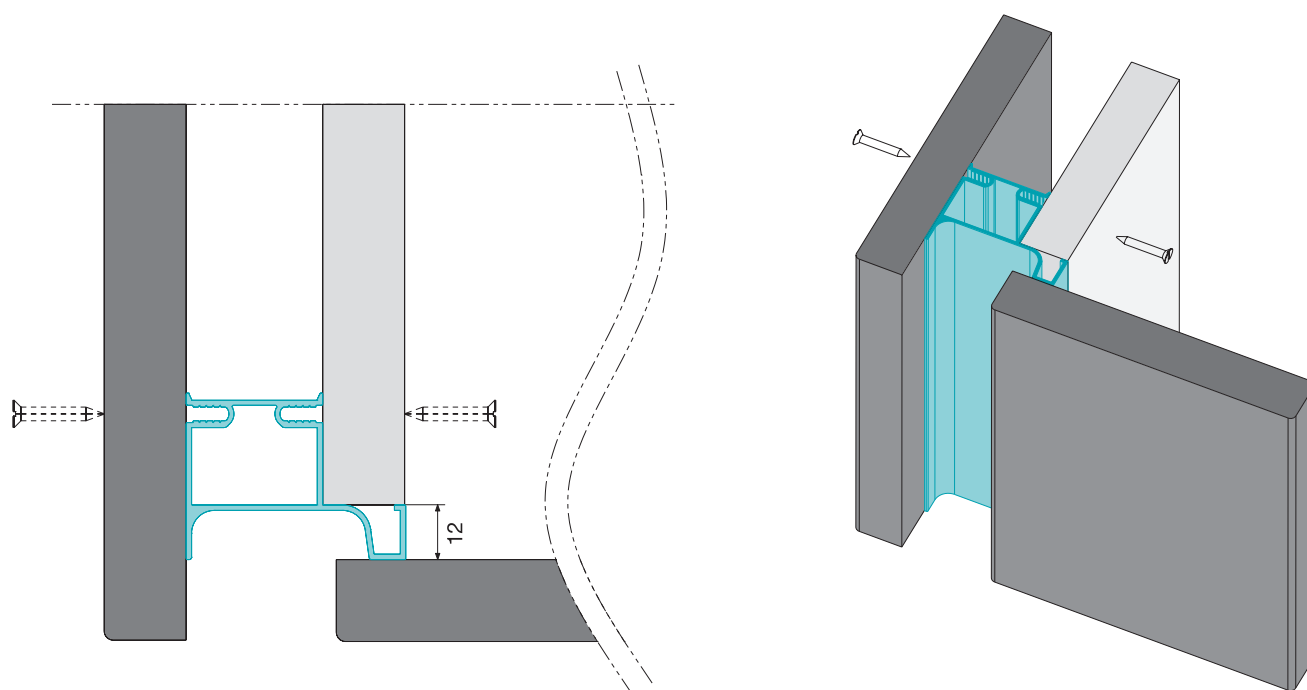
CARATTERISTICHE TECNICHE SPECIFICATIONS

codice code						
	H (mm)	L (mm)	pcs	m	kg	PxLxH (cm)
701020xxx00440	48,25	4.400	15	66	38	22x502x17





Soluzioni di montaggio Assembly solutions




FINITURE/COLORE FINISH/COLOURS


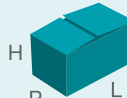
Per completare il codice della versione scelta sostituire "xxx" con il codice della finitura. Per le finiture disponibili vedi pag. 82.
To complete the code of the version chosen, replace "xxx" with the code of the finish. See page 82 for available finishes.

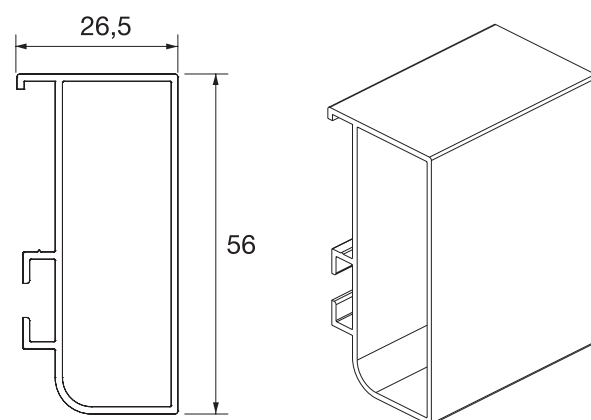
CODE
966

gola base chiusa
closed horizontal gola profile



CARATTERISTICHE TECNICHE SPECIFICATIONS

codice code						
	H (mm)	L (mm)	pcs	m	kg	PxLxH (cm)
70966xxx000390	56	3.900	20	78	45	22x402x17



FINITURE/COLORE FINISH/COLOURS

Per completare il codice della versione scelta sostituire "xxx" con il codice della finitura. Per le finiture disponibili vedi pag. 82.
To complete the code of the version chosen, replace "xxx" with the code of the finish. See page 82 for available finishes.

NOTE PER LA FRESATURA DEL MOBILE ADVICES FOR CABINET MILLING


Per la fresatura del mobile vedi pag. 79 For the cabinet milling see pag. 79

ACCESSORI ACCESSORIES

CODE 997E angolo esterno 90°, alluminio
external joint 90°, aluminium



CODE 997I angolo interno 90°, alluminio
internal joint 90°, aluminium

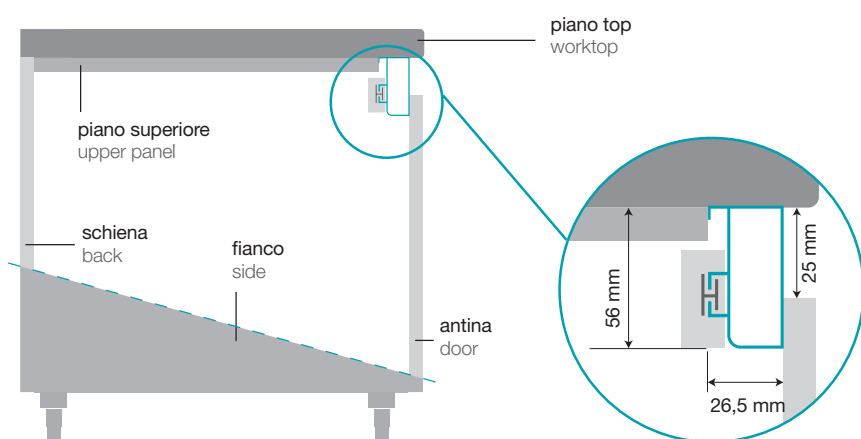


CODE 995 tappo chiuso destro + sinistro, alluminio
closed right end cap + closed left end cap, aluminium

CODE 1044 tappo chiuso destro + sinistro, plastica
closed right end cap + closed left end cap, plastic



Soluzioni di montaggio Assembly solutions




CODE 1010



L'altezza delle antine va ridotta di 25 mm.
La profondità del piano superiore va ridotta di 27 mm.

The door height to be decreased by 25 mm.
The upper panel depth to be decreased by 27 mm.


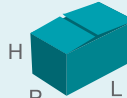
codice code			
	pcs	kg	PxLxH (cm)
70997E00xxx001	20	1	24x24x13
70997I00xxx001	20	1	24x24x13
70995000xxx001	10 + 10	0,5	24x24x13
70104400xxx100	100 + 100	1,5	24x24x13
70101000000200	200 + 200	4	24x24x13

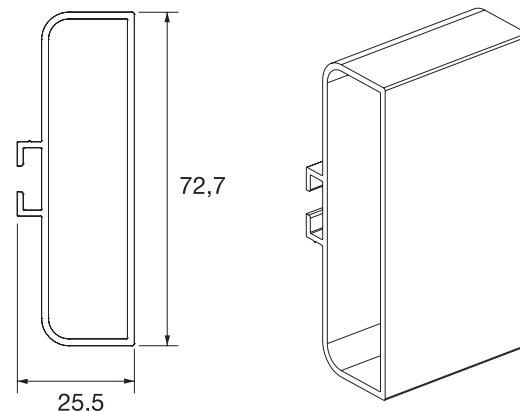
CODE
967

gola cassetto chiusa
closed gola profile for drawer



CARATTERISTICHE TECNICHE SPECIFICATIONS

codice code						
	H (mm)	L (mm)	pcs	m	kg	PxLxH (cm)
70967xxx000390	72,7	3.900	16	62,4	50	22x402x17



FINITURE/COLORE FINISH/COLOURS

Per completare il codice della versione scelta sostituire "xxx" con il codice della finitura. Per le finiture disponibili vedi pag. 82.
To complete the code of the version chosen, replace "xxx" with the code of the finish. See page 82 for available finishes.

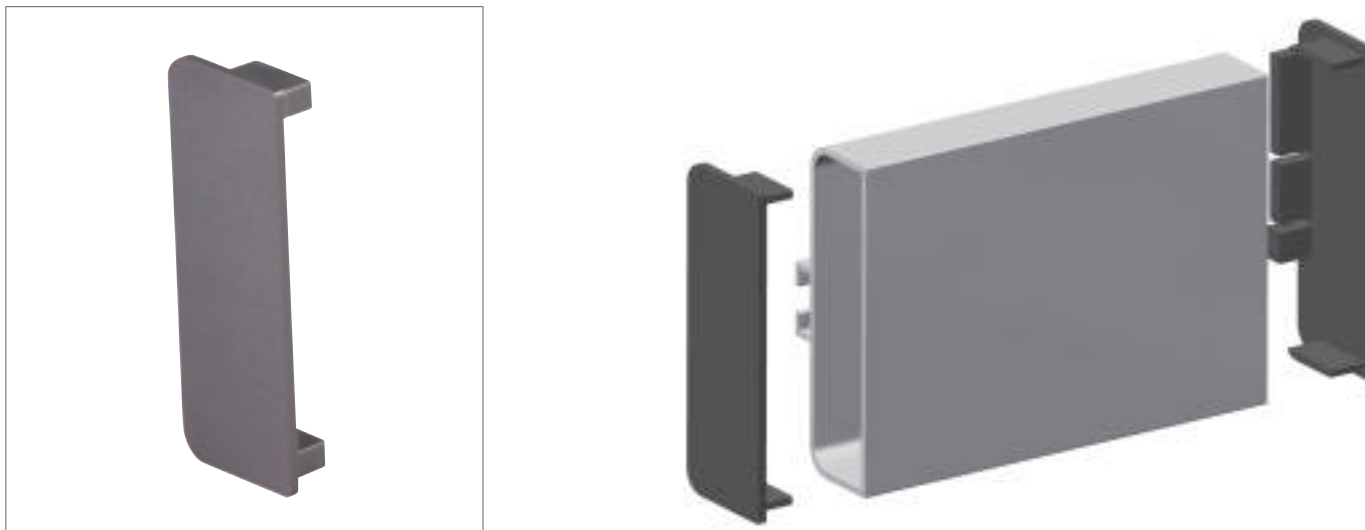
NOTE PER LA FRESATURA DEL MOBILE ADVICES FOR CABINET MILLING

Per la fresatura del mobile vedi pag. 79 For the cabinet milling see pag. 79

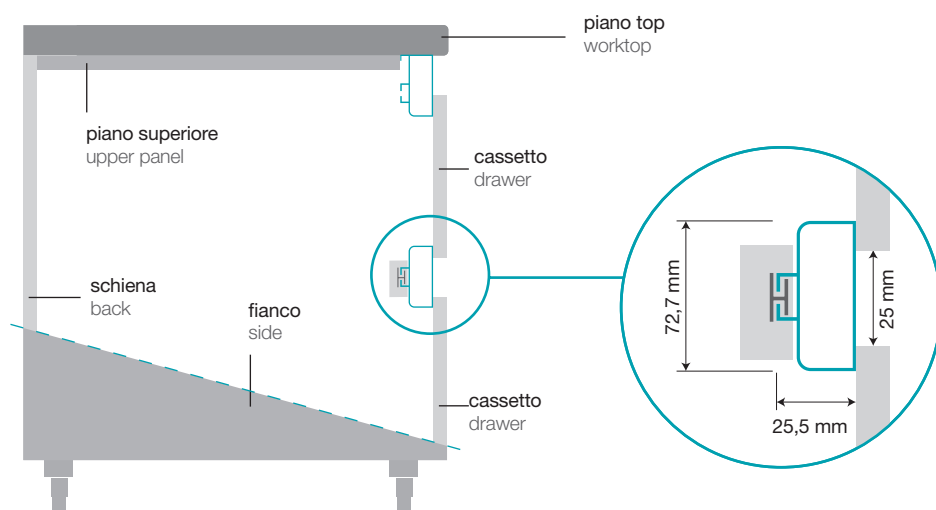
ACCESSORI ACCESSORIES

CODE tappo chiuso ambidestro, alluminio
996 closed right / left end cap, aluminium


CODE tappo chiuso ambidestro, plastica
1046 closed right / left end cap, plastic




Soluzioni di montaggio Assembly solutions



CODE 1010



L'altezza del frontale del cassetto va ridotta di 25 mm.
The drawer front panel height to be decreased by 25 mm.


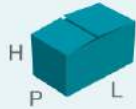
codice code			
	pcs	kg	PxLxH (cm)
70996000xxx001	20	0,5	24x24x13
70101000000200	200+200	4	24x24x13


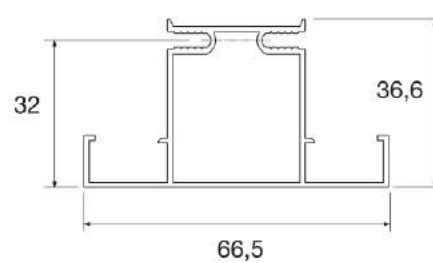
CODE
965

gola verticale intermedia chiusa
closed vertical double gola profile



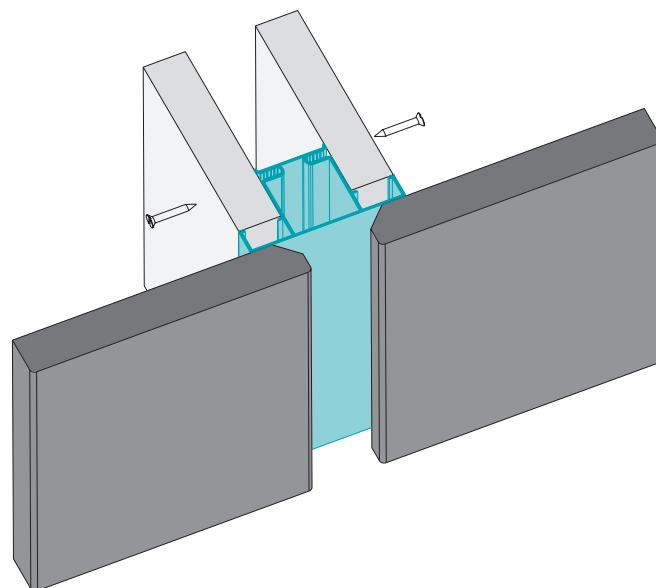
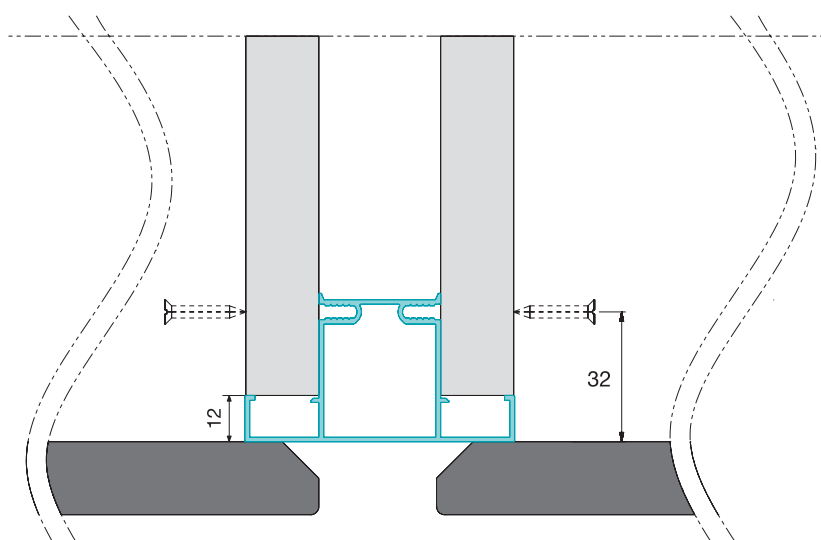
CARATTERISTICHE TECNICHE SPECIFICATIONS

codice code						
	H (mm)	L (mm)	pcs	m	kg	PxLxH (cm)
709650xxx00420	36,6	4.200	12	50,4	34	22x502x17





Soluzioni di montaggio Assembly solutions



FINITURE/COLORE FINISH/COLOURS


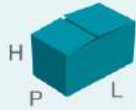
Per completare il codice della versione scelta sostituire "xxx" con il codice della finitura. Per le finiture disponibili vedi pag. 82.
To complete the code of the version chosen, replace "xxx" with the code of the finish. See page 82 for available finishes.

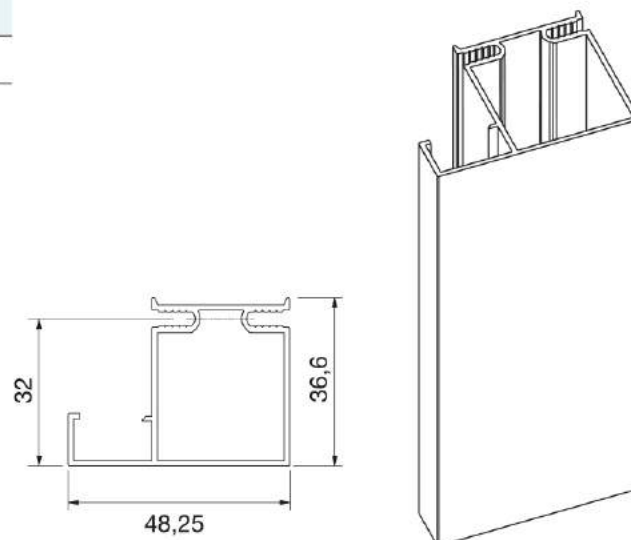
CODE
965T

gola verticale terminale chiusa
closed vertical single gola profile



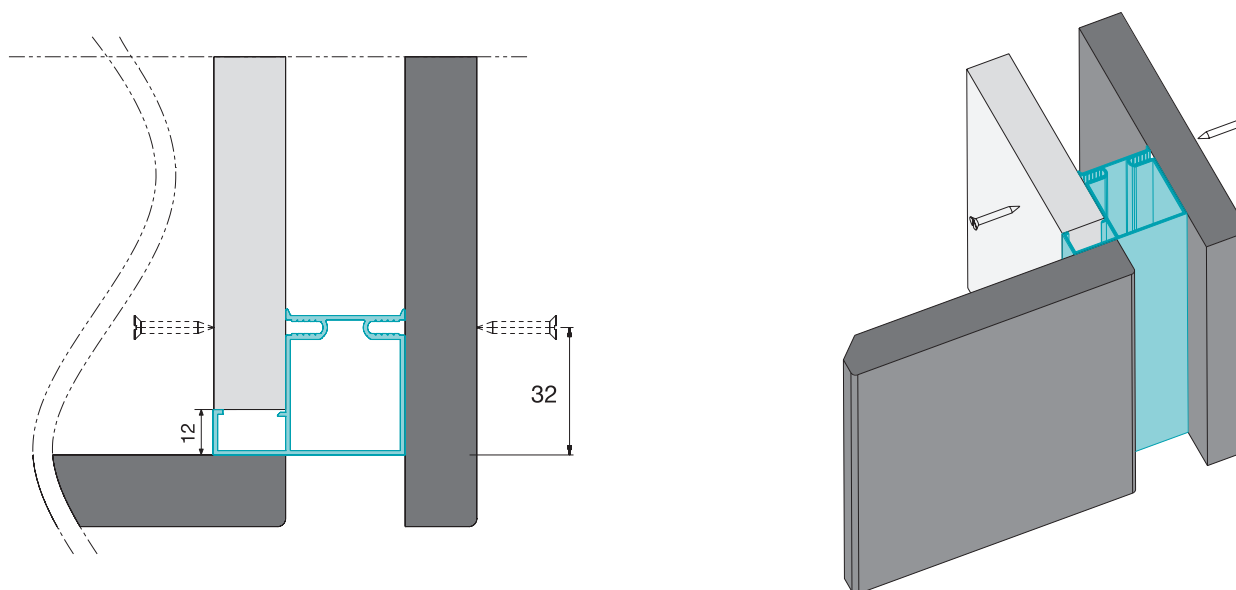
CARATTERISTICHE TECNICHE SPECIFICATIONS

codice code						
	H (mm)	L (mm)	pcs	m	kg	PxLxH (cm)
70965Txxx00420	36,6	4.200	16	67,2	40	22x502x17





Soluzioni di montaggio Assembly solutions

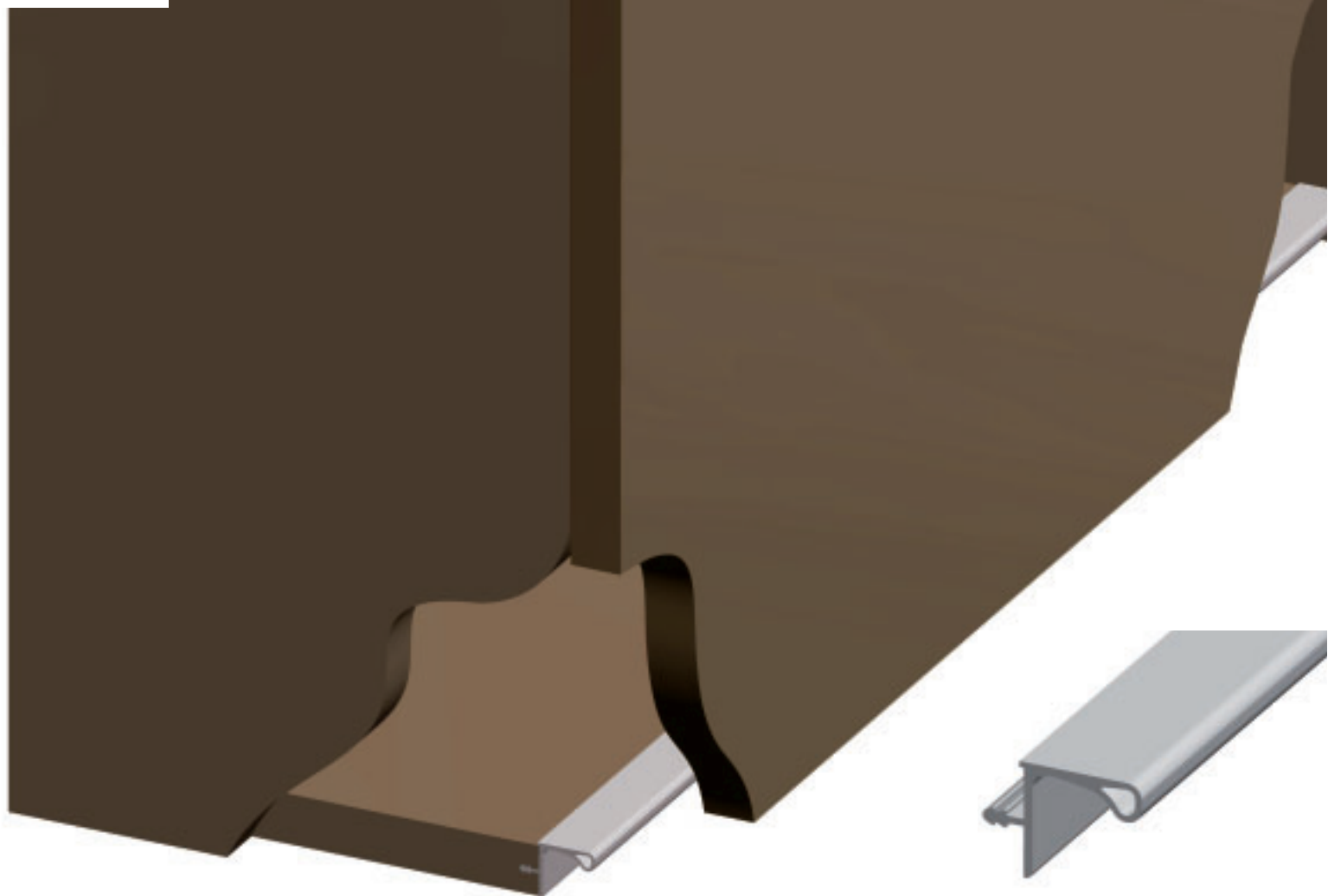


FINITURE/COLORE FINISH/COLOURS


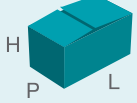
Per completare il codice della versione scelta sostituire "xxx" con il codice della finitura. Per le finiture disponibili vedi pag. 82.
To complete the code of the version chosen, replace "xxx" with the code of the finish. See page 82 for available finishes.

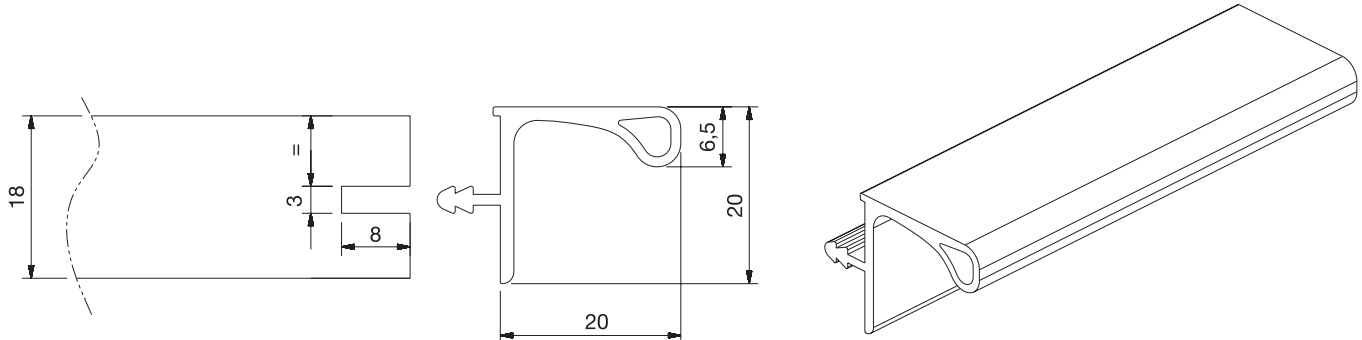
CODE
268

gola pensile
wall unit gola profile

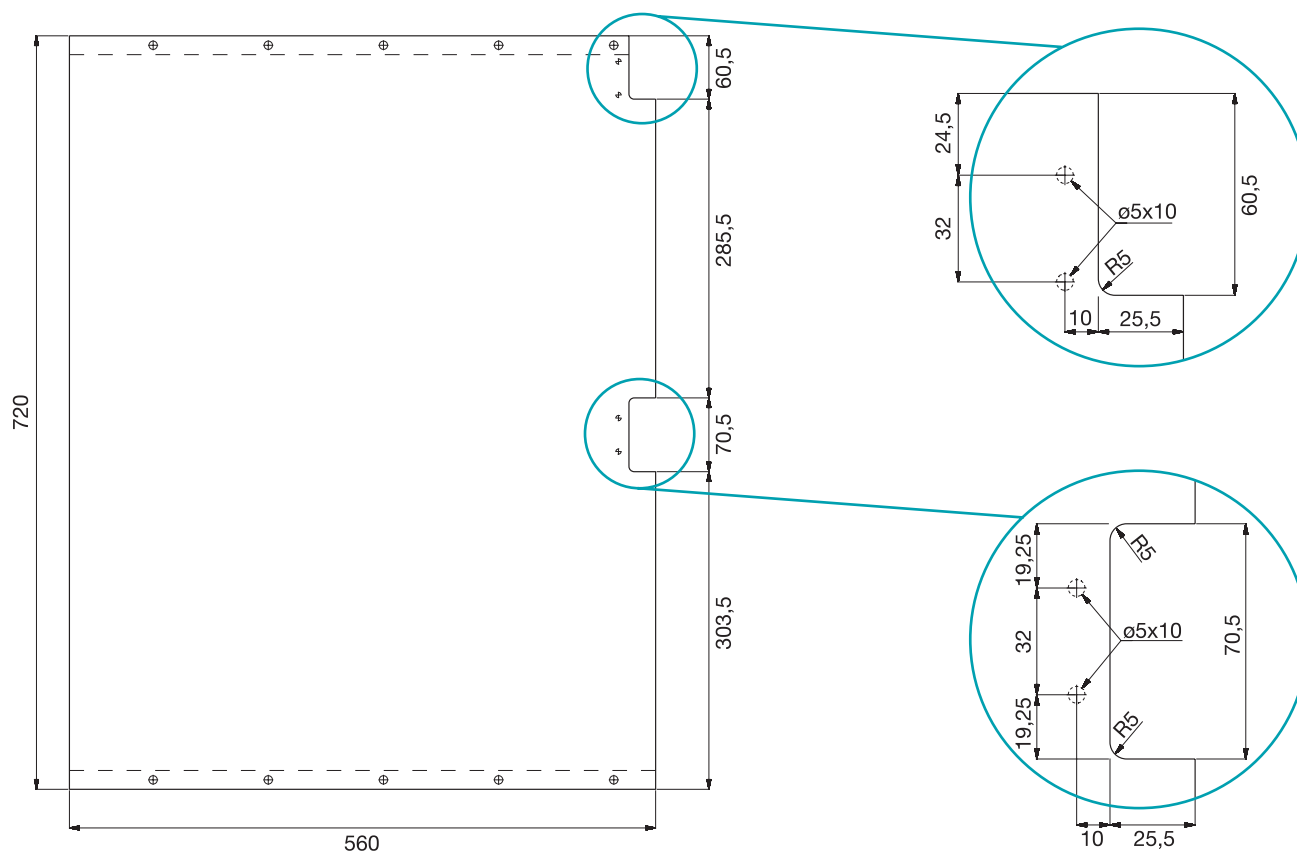


CARATTERISTICHE TECNICHE SPECIFICATIONS

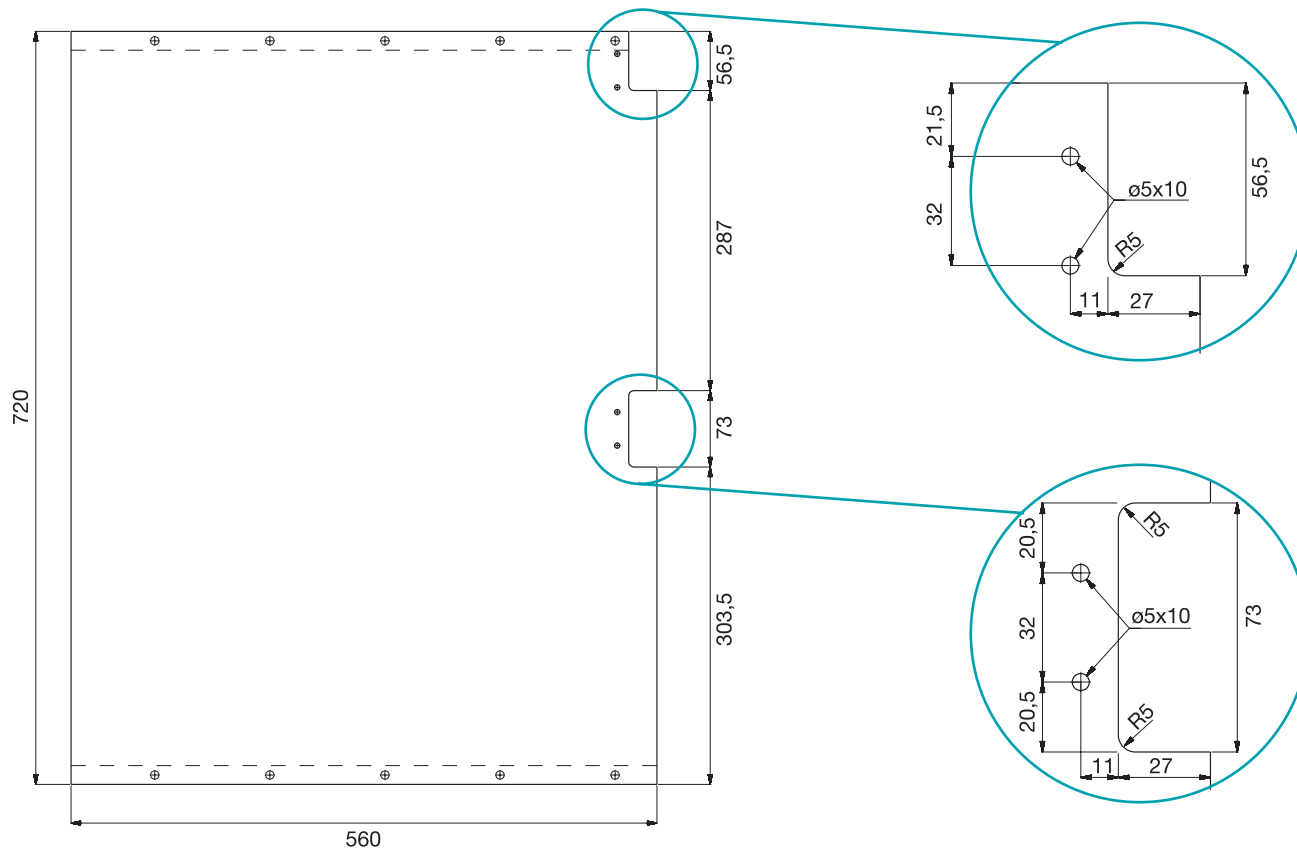
codice code						
	H (mm)	L (mm)	pcs	m	kg	PxLxH (cm)
702680xxx00400	20	4.000	25	100	25	22x402x7



Fresatura mobile 266-267 Milling of the cabinet 266-267




Fresatura mobile 966-967-1004-1005 Milling of the cabinet 966-967-1004-1005




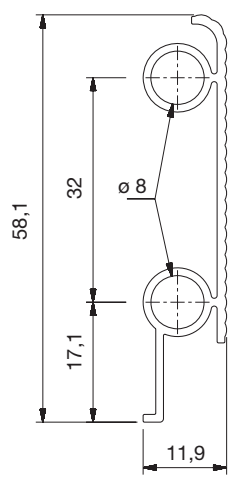
CODE
1006

catena posteriore
back tie profile

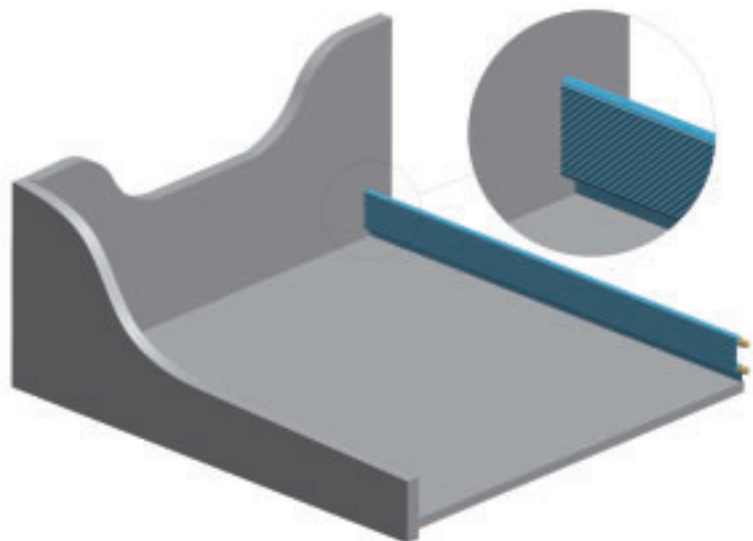


CARATTERISTICHE TECNICHE SPECIFICATIONS

Lunghezza a richiesta.
length on request.




Soluzioni di montaggio Assembly solutions



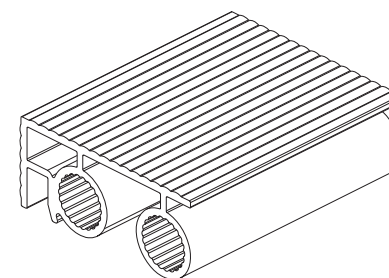
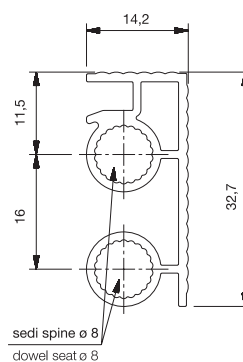
CODE
1007

catena posteriore e anteriore
back / front tie profile

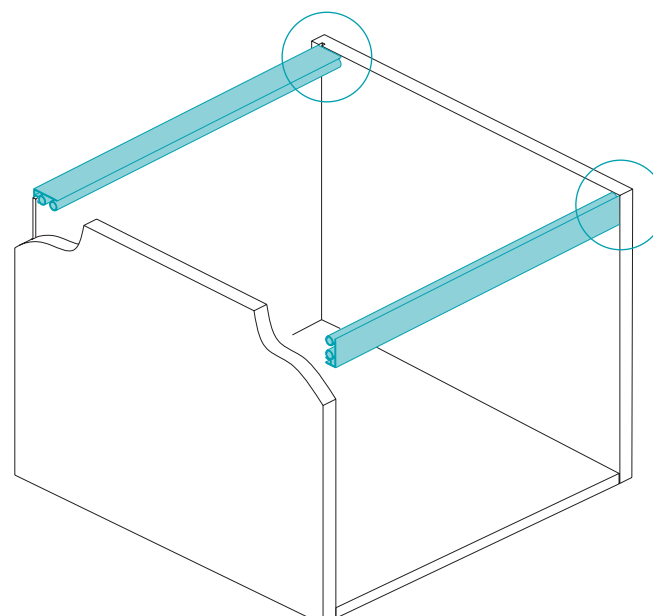



CARATTERISTICHE TECNICHE SPECIFICATIONS


Lunghezza a richiesta.
length on request.




Soluzioni di montaggio Assembly solutions




FINITURE/COLORE PER PROFILI GOLA FINISH/COLOURS FOR GOLA PROFILES



CODE 800 anodizzato spazzolato
brushed anodized



CODE 801 anodizzato lucido
gloss anodized



CODE 802 anodizzato champagne
champagne anodized



verniciato in diverse colorazioni a campionario
painted, several options available

FINITURE/COLORE FINISH/COLOURS		CODICE ZOCCOLI PLINTHS CODE									
		266	1005	267	1004	1019	1020	966	967	965	965T
CODE 800	anodizzato spazzolato brushed anodized	•	•	•	•	•	•	•	•	•	•
CODE 801	anodizzato lucido gloss anodized	•	•	•	•	•	•	•	•	•	•
CODE 802	anodizzato champagne champagne anodized	•	•	•	•	•	•	•	•	•	•
	verniciato painted	•	•	•	•	•	•	•	•	•	•

Attenzione: le finiture riprodotte sono indicative. / Pls note: The finishes are approximate.